

G7- Midterm Exam

4/5/2011

40 questions

Q1) Which of the following is NOT true about mumps virus?

- a- It's almost always symptomatic
- b- Natural infection is followed by life-long immunity
- c- Viral involvement of the parotid is neither primary nor an obligate step in infection.
- d- ---
- e- ---

a

Q2) All of the following enhance infectivity of rotaviruses except:

- a- It's feco-oral transmitted
- b- Has many serotypes
- c- Very stable
- d- Proteolytic enzyme in the body
- e- ---

all are correct

Q3) About Noroviruses, which is WRONG:

- a- It spreads in epidemics
- b- In epidemics, it's transmitted by more than one mode of transmission
- c- Infects all age groups
- d- Most infections occur during winter
- e- ---

d is wrong

Q4) About Hepatitis A Virus; which is not true?

- a- Fecal shedding starts before viremia, and continues for 2 weeks
- b- Diagnosed by clinical manifestation

Q5) Which of the following is correct:

- a- Entamoeba Histolytica : chromatid splinters in shape.
- b- Giardia Lamblia : cytosome.
- c- Strongyloides stercoralis : striated eggs.
- d- Fasciolopsis Buski : dorsal sucker.

b ✓

NSM

Q6) All of the following can be caused by Entamoeba Histolytica except:

- a- Hepatitis.
- b- Cirrhosis.
- c- Peritonitis.
- d- Colonic tumor.
- e- Lung abscess.

b

Q7) About Vermicularis, Which is true :

- a- Eggs are infective when released.
- b- Diagnosis is by looking for eggs in feces.
- c- Treated by Piverazine.
- d-.....
- e-.....

Amoeba

c

Q8) About Echinococcus granulosus, which is true:

- a- Adult worms are found in large intestine of the dogs.
- b- Have a retractile rostellum. → Nana
- c- Cyst are found in one place in the body.
- d- It can cause anaphylaxis.
- e- Cassoni test gives a false negative result.

d

9) which of the following used to differentiate between Tenia solium and saginatum :

- a- gravid proglottid
- b- mature proglottid
- c- infection symptoms
- d- all of the above
- e- (a + b) only

→ branched
→ uterine lobes

b

10) which of the following decrease stomach emptying :

- a- distention of stomach
- b- activation of pyloric pump
- c- high fat content in chyme in the duodenum
- d- activation of G-cells in the pylorus
- e- more than one of the above

?

e I think

11) which of the following is true about carbohydrates :

- a- all monosaccharides require a carrier for absorption
- b- all absorbed in the form of disaccharides
- c- glucose & galactose absorbed by facilitated diffusion
- d- dextrose form is absorbable
- e- more than one of the above

c

12) if we inhibit (Na-k) pump which absorption will be affected:

- a- water
- b- fructose
- c- vitamin A
- d- fatty acids
- e- more than one of the above

a

Q12) Which is the wrong statement:

- a- mass contraction happens all the time.

✓

Q13) Which is wrong in small intestine:

- a- increasing velocity of propulsive contraction will increase speed of chyme absorption.
- b- propulsive contraction has anal direction.
- c- rate of contraction depends on rhythmic activity in the piece of intestine.

a ✓

?

Q14) Which about stomach is true:

- a- pepsinogen is activated by enterokinase.
- b- gastric secretion decreases in gastric phase.
- c- gastrin increases HCL secretion mediated by CCK B receptors.
- d- gastric HCL is increased by blocking hydrogen pump within oxyntic cells.
- e- more than one of the above.

C

Q15) Which can't be caused by CCK :

- a- increase pancreatic ductal cell secretion.
- b- gall bladder contraction.
- c- inhibition of stomach.
- d- increase pancreatic enzyme secretion.

C

16) About bile, which is wrong:

- a- bile has detergent effect.
- b- Bile salts in the bile act as emulsifiers for fat.
- c- form micelles.
- d- All bile secreted is lost in the feces, and replaced by de novo synthesis in liver.
- e-

~~Handwritten scribble~~
D

17) About pancreatic secretion , which is true :

- a- all pancreatic enzymes are endopeptidases.
- b- Decreased production results in steatorrhea.
- c-
- d-
- e-

b

18) All of the following affect blood flow along GIT except :

- a- sympathetic system.
- b- Hormones produced along GIT.

d

I think

c- Enteric nervous system.

d- Glandular secretion.

e-

19) Which of the following is not true about respiratory quotient (RQ) :

a- highest for carbohydrate.

b- Lower for fat.

c- brain has the highest RQ.

d- Decreases by decreasing the ratio of CO₂ production/O₂ consumption.

e- It is high during 3rd week of starvation.

e

20) Which one of the following doesn't result in obesity?

a- over production of leptin by adipocyte.

b- Caused by a positive balance.

c- Caused by a defect in (ob) gene.

d- Childhood over nutrition.

e- Defects in feeding and satiety centers in brain.

a

21) About stomach histology, which is the wrong statement?

a- gastric pits in pylorus are wide, deep and more than half are mucosa.

b- Lymph nodules are found in pylorus.

c- Chief cells are few in pylorus.

d- Active parietal cells show intracellular canaliculi.

c

22) Where can we find goblet cells?

a- appendix.

b- Esophagus.

a ✓

- c- Oral cavity.
- d- Gallbladder.
- e- Stomach.

23) About absorptive cells in small intestine, which is wrong?

- A- Have striated border.
- b- Have glycocalyx!
- c- Participate in immunity by production of protein complexes.
- d- ...

Handwritten marks: a checkmark and a scribble.

24 – about pancreas histology , which is wrong :

- a- Intercalated duct drains into intralobular striated ducts
- b- composed by branched tubal alveolar serous acinus
- c- Have centroacinar cells
- d- Endocrine portion shows 4 types of cells that produce different hormones
- e- Acinar cells are polarized

Handwritten mark: a checkmark.

25- all of the following are found in space of disse except

- a- Kupffer cells
- b- Ito cells
- c- Reticular fibers
- d- Microvilli from hepatocytes
- e- Plasma

Handwritten marks: a checkmark and a scribble.

26- the most medial structure to the sublingual gland is

Lingual nerve

27- all of the following are related to palatine tonsil except

- a- Fibrous capsule
- b- Internal jugular vein
- c- Superior constrictor muscle of the pharynx
- d- Tonsillar artery
- e- External palatine vein



28- all of the following are part of the parotid bed except

- a- Internal carotid artery
- b- Internal jugular vein
- c- Vagus nerve
- d- Facial nerve
- e- Medial pterygoid muscle

e

29- all of the following are found on the left side of esophagus except

- a- Azygos vein
- b- Phrenic nerve
- c- Vagus nerve
- d- Lung
- e- Pleura

left main bronchus

القصبة الهوائية
- الرئيسية

b

30 - all of the following are found posterior to the first part of the duodenum except

- a- Hepatic artery
- b- Neck of the pancreas
- c- Portal vein
- d- Common bile duct

b

31- all are true about foramen of Winslow except

- a- Superior : caudate process of caudate lobe of liver



- b- Inferior : 1st part of duodenum
- c- Posterior : portal vein
- d- Anterior : free margin of lesser omentum
- e- For communication between lesser and greater sac

C

32- Which of the following is not true about pancreas

- a- Superior surface covered by peritoneum from lesser sac
- b- Inferior surface covered by peritoneum from greater sac
- c- Anterior border attached to transverse mesocolon
- d- Posterior surface related to splenic vein
- e- Uncinate process is found between superior mesenteric vessels and aorta

d

33- About appendix , which is wrong :

- a- Common site is retrocecal
- b- Rare to be associated with gangrene
- c- Supplied by a branch from superior mesenteric artery
- d- Intraperitoneal
- e- Base found at mcburney's point

D

34- A patient with peptic ulcer didn't respond to medication, the doctor decided to do a surgery for the posterior surface of stomach , all those structure he must take care not to injury except

- a- Pancreas
- b- Splenic artery
- c- Left kidney

~~all~~

e

- d- Left suprarenal gland
- e- Spleen

e ✓

35- which of the following is not true about gallbladder :

- a- Cystic artery is found commonly anterior to common hepatic duct
- b- Fundus located at p of 9th costal car lage

a

37- about spermatic cord , which is wrong

- a- Covered by 3 spermatic fascia
- b- Internal spermatic fascia is derived from transverse fascia
- c- Genital branch of genitofemoral nerve supplies dartos muscle

b

38- about indirect inguinal hernia , which is wrong :

- a- Commonly unilateral
- b- Common in young
- c- Hernial sac is found lateral to inferior epigastric artery
- d- Caused by injury to ilioinguinal nerve

d

39- which is not true about strongyloides stercoralis

- a- Thigmotaxis
- b- Parthenogenesis
- c- Intermediate host

C

GI final exam-2009

- 1) which statement is wrong about Hymenolepis nana :
 - A) has an intermediate host ***

- 2) all of the following about Balantidium coli is true except :
 - A) causes liver abscess ***
 - b)produce dysentery like E.histolytica.
 - ~~c)cause liver abscess.~~
 - d) have cytosome
 - e)hogs as a reservoir

- 3) A child has vomiting and suffering from constipation and weight loss , which of the following conditions the child most probably have it :
 - A) atresia in the esophagus
 - B) atresia in the duodenum
 - C) atresia in the pylorus ***
 - D) atresia in the anal canal
 - E) anyone from above can be right.

- 4) A causal relation is commonly between which of the matches below.
 - A) reflux esophagitis == columnar metaplasia ***

- 5) the most common abnormality in the small intestine?
 - A) .hirschsprung
 - B) meconium ileus
 - C) mecomium ileus
 - D) another condition *** (It is Mickles Diverticulum).

6) about V.parahaemolyticus:

- a-gastroenteritis
- b-rarely produce sepsis
- c-contamination through wounds
- d-a and b
- e-b and c



7) a surgeon drain an abscess formed in ano-rectal junction, he done a mistake. and the patient suffered from incompetence :

- a- superficial part of external sphincter
- b- subcutaneous part of external sphincter
- c- internal anal sphincter
- d- puborectalis muscle *** ✓
- e- anococcegeus muscle

8) which of the following is not true about pancreas:

- a- uncinat process is found between aorta and superior mesenteric vessels
- b- splenic artery pass on its superior border
- c- splenic vein pass on its posterior surface
- d- transverse mesocolon attach to its inferior border ***

9) which is wrong about the common bile duct:

- a- descend in the free edge of the lesser omentum
- b- anterior to head of pancreas ***
- c- open in the 2nd part of duodenum independent of pancreas duct
- d- pass behind the 1st part of duodenum

10) What is wrong about the anal canal:

- A) in internal hemorrhoid a branch of inferior rectal vein is involved ***

11) What is wrong about the esophageal varices.

- A) a branch of the right gastric anastomoses with a systemic branch

portal

12) Kayser-Fleischer rings occur in which of the following disease:

- A) Wilson disease. ***

13) all of the following contribute to ascites except:

- a- sinusoidal hypertension
- b- hypoalbuminemia
- c- increase thoracic duct flow.
- d- hyperaldosteronism



e- cellular swelling. ***

14) all of the following are associated with portosystemic shunt, except:

- a- hemorrhoids
- b- esophageal varices
- c- caput medusae
- d- hepatosplenic shunt ***
- e- retro-peritoneal shunt

15) which of the following is wrong about carcinoid:

- a- most common in the colon ***
- b- appendicular carcinoid don't metastasize
- c- they are secretors of bioactive substances
- d- mostly due to serotonin secretion
- e- behavior depends on the location

16) about colorectal cancer, which is wrong:

- a- more in males
- b- more common on the right side
- c- NSAIDs are protective from them
- d- genetic and environmental factors.

17) Which of the following have the highest risk of malignancy:

- a) villus adenomas ***

18) about juvenile polyps, which is wrong:

- a- associated with rectal bleeding.
- b- large and benign
- c- affect both sexes
- d- mostly in ascending colon
- e-

19) all of the following differentiate ulcerative colitis from Crohn's except:

- a- associated with granulomas ***
- b- no transmural thickening ✓
- c- high rate of malignancy ✓
- d- continuous lesions ✓



20) which of the following is not true about Crohn's disease:

- a- skipping lesions
- b- string sign
- c- more in white than non-whites
- d- associated with fissures and fistulas



e- result in episodes of vomiting and constipation *** (Diarrhea)

21) which of the following is not true about peptic ulcer:

- a- the most common location is the pyloric antrum
- b- no sex predilection
- c- male to female ratio is 2:1
- d- ...
- e- ...

C

22) which is not true about acute stress ulcer:

- a- can be caused by burns.
- b- small in size
- c- mostly multiple
- d-related to H.pylori infection
- e-....

23) a six week old infant present with projecting vomits, constipation, and weight loss.

which of the following can produce these symptoms:

- a- pyloric stenosis ***
- b- duodenal stenosis
- c- anal stenosis
- d- esophageal stenosis
- e- any of the above can cause those symptoms

24) plummer- vinson syndrome composed of anemia, glossitis, and which of the following esophageal abnormality:

- a) webs ***

25) all of the following are predisposing factor for pancreatic carcinoma, except:

- a- smoking
- b-chemical carcinogenic
- b-diabetes mellitus
- c- chronic pancreatitis
- d-migratory thrombophlebitis
- e-K-Ras mutation.

■ match the drug with the adverse effect

- 26- cimetidine
- 27-Al (OH)₃
- 28-corticosteroid

29-lubricant laxative

30- Codiene

a-drug interaction

b-constipation

c-interfere with vertical growth

d- lipoid pneumonia

e-addiction

(26-a 27-b 28-c 29-d 30e)

■ match the drug with its use

31-omeprazole

32-ondansetron

33-loperamide

34-castor oil

35- "omitted"

a- peptic ulcer

b-antiemetic

c-antidiarrheal

d-laxative

e-antiasthmatic (Omitted question)

(31-a 32-b 33-c 34-d 35-e)

36- about Omphalocele, which is wrong:

a- herniation through umbilical ring.

b-covered by amnion

c- associated with chromosomal abnormality

d-have low mortality rate ***

e- result of unreturned physiological hernia.

37- which of the following don't mark recovery from HBV infection:

a- extreme old age infection ***

b- appearance of HBc-IgM in the serum

38- about viral gastrointestinal infection, which is wrong:

a- incubation period is 24-48 hours ***

b- produce diarrhea and fever, with no vomiting

c- rota-virus cause infection early in life.

d-norovirus has more than one mode of transmission
e-adenovirus result in sporadic cases.

38- about hymenolepis nana, which is wrong:

- a- dwarf tapeworm
- b-have intermediate host ***
- c-eggs have 2 membranes
- c-eggs have polar filaments
- d-release oncosphere

39- about clostridium difficile, which is wrong:

- a-aerobic spore forming bacilli ***
- b-nosocomial infection
- c-pseudomembranous colitis
- d-found in 5-20% of population
- e-....

40- about campylobacter jejuni

- a-lives in 42 c
- b-....
- c- cause sepsis and arthritis
- d-a and b
- e- a,b, and c

41- about swallowing, all true except:

- a-composed of voluntary and involuntary phases.
- b-primary peristalsis is initiated at the pharynx
- c-secondary peristalsis is initiated in the esophagus by remnant of food in the esophagus.
- d- preceded by relaxation wave to open the lower esophageal sphincter.
- e- closure of epiglottis is voluntary. ***

42- a question about pepsin (wrong statement):

- a) pepsin is activated by low PH

43- which of the following produce the highest metabolic rate:

- a-sleep
- b-hypothyroidism.
- c-basal state.
- d-fever ***
- e- Malnutrition

44- which of the following is true about protein digestion:

- a-digestion of protein is initiated at the mouth.

- b-pepsin is secreted in active form.
- c-pepsin is inactivated in duodenum by enterokinases.
- d- digestion is continued by brush border enzymes, and intracellular enzymes. ***
- e- more than one of the above

- 45- about pancreatic secretion, all true except:
- a-CCK increase enzymatic production.
 - b- HCO₃ and water production is increased by secretion
 - c- controlled by parasympathetic system.
 - d-effected by blood flow to pancreas.
 - e-decrease HCO₃ concentration during active secretion. ***

- 46- about enterohemorrhagic E.coli (whats wrong)
- a- common in Jordan
 - b-produce verotoxins
 - c- found in intestine of cows.

- 47- which of the following is wrong about typhoidal salmonella :
- a-incubation period is 1-3 days *** (weeks)
 - b- widal test is used for diagnosis
 - c-carrier have the organism in their gallbladder

- 48- which of the following produce neurotoxins:
- a- s.dysentery ***

- 49- most viral hepatitis with fulminant liver failure → HDV
 50- anal canal----lower part develops in the 9th week

- 51- the liver develops from all of the following EXCEPT:
- a. endoderm of the gut.
 - b. umbilical vein sinuses.
 - c. cardinal sinuses. ***
 - d. vitelline artery sinuses.
 - e. septum transversum.

- 52- in imperforate anus, it's associated with rectovesical fistula, the common cause is:
- a. abscess of allantois.
 - b. dilatation of the hindgut.
 - c. failure in proctoderm depression.
 - d. defect in the urorectal septum.

- 53- all of the following happen during the rotation of the stomach except:
- a. the right part becomes posterior.
 - b. the ventral mesogastrium gives omental bursa ***

- c. the posterior surface grows to be the greater curvature.
- d. left vagus supplies the anterior part.
- e. the proximal and distal ends come approximate to each other.

54- all of these concerning salmonella are true except:

- a) it's incubation period is 1-3 days ***
- b) cause meningitis
- c) mostly infect human by water contamination
- d) the carrier associated with gall bladder infection
- e) widel test is used...

55- In pervaginal examination we can palp all of the following except:

- a- sigmoid colon
- b- seminal vesicle ***
- c- ureter
- d- perineal body
- e- urinary bladder.

56- all these parts of the GI contain simple columnar epithelium & goblet cells except :

- a- stomach ***
- b- appendix
- c- large intestines
- d- Ilium and Jejunum.

57- The type of Hepatitis most commonly related to Chronicity is : HCV

58- Ground-glass appearance of Hepatocytes is seen in : HBV

59- Drug induced liver diseases are mostly caused by : acetaminophen

60- All of the following regarding the rectus sheath is true except :

- a- 2 muscles
- b- 2 epigastric arteries
- c- Lower intercostals nerves
- d- Ilioinguinal and iliohypogastric nerves ***
- e- Tendenious intersections

61- an injury to the ilio-inguinal nerve , might be associated with one of these types of hernia :

- a- direct hernia ***
- b- indirect hernia
- c- lumbar hernia
- d- internal hernia
- e- incisional hernia

62- all the following statements about the abdominal sympathetic chain are true except :

- a- has 4-5 segmental ganglia
- b- the left chain lies on the left edge of the aorta
- c- the sympathetic fibers that innervates the sigmoid comes from the sup & inf mesenteric plexuses ***
- d- it passes behind the medial arcuate ligament
- e - it passes behind the common iliac vessels

63- all the following pass deep to the mylohyoid except

- A- lingual Artery
- B- hyoglossus nerve
- c- submandibular ganglion
- d-Nerve to mylohyoid ***
- e-submandibular Gut

64- 4. wats related to V.parahaemoly cus:

- (A) gastroenteritis
- (B) rare sepsis ?
- (C) wound infection
- (D) a+b
- (E) a+b+c ***

65- histology of the parotid gland, all true except :
presence of centroacinar cells

66- HAV and HEV are similar in all of the following except :
mortality rate (10x higher with HEV)

67- Portal system receives blood from all these organs except:

- 1- pancreas
- 2- stomach
- 3- liver ***
- 4- duodenum
- 5- spleen

GI Lab

LAB GI:

-histo:

1- pointed (portal triad)-all of the following related except:

a-portal v
b-hepatic A
c-pile duct
d-reticular fibers
e-bld sinusoid ***

2-identify---pancreas
3-identify---colon
4-identify---esophageal proper glands
identify ----chief cell

Anatomy:

1-tongue---hypoglossal N
2-tongue[ant.2 third was pointed]...wrong statement----develops from the 2nd pharyngeal arch
3-mandible[coronoid process pointed was on the post. Aspect]---buccal N
4-skull---foramen ovale[what is the preganglionic parasympathetic]----lesser petrosal N
5-liver---[wrong statement]---was the gastric impression{in the wrong position}

Micro

1-eggs---ascaris
2-what is the intermediate host of f.hepatica--- copepode
3-pettry dish[identify]---shigella

Patho

1-pic of hemosiderin---iron
2-colon cancer (ulcer)---in male
3-Pic of histological appearance of reflux esophygitis ...[what it will cause?] ----barret disease
4- picture for cirrhosis " which one of these diseases doesn't lead to it

a- hepatitis
b - alcoholism
c- Rey's ***
d- biliary disease

physio

hastring >>> alterenative constriction and relaxation
perstalsis >>> propulsive movement of small intistines

---DONE---

Lejan 2009\2010

اللهم انا نسألك علما نافعاً و رزقاً طيباً و عملاً متقبلاً

- 62- all the following statements about the abdominal sympathetic chain are true except :
- a- has 4-5 segmental ganglia
 - b- the left chain lies on the left edge of the aorta
 - c- the sympathetic fibers that innervates the sigmoid comes from the sup & inf mesenteric plexuses ***
 - d- it passes behind the medial arcuate ligament
 - e - it passes behind the common iliac vessels

- 63- all the following pass deep to the mylohyoid except
- A- lingual Artery
 - B- hyoglossus nerve
 - c- submandibular ganglion
 - d-Nerve to mylohyoid ***
 - e-submandibular Gut

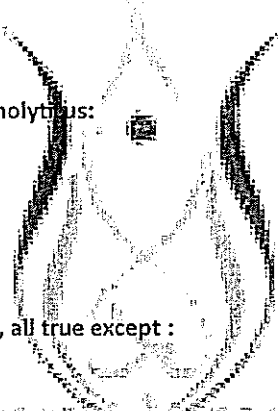
- 64- 4. wats related to V.parahaemolyticus:
- (A) gastroenteritis
 - (B) rare sepsis ?
 - (C) wound infection
 - (D) a+b
 - (E) a+b+c ***

- 65- histology of the parotid gland, all true except :
presence of centroacinar cells

- 66- HAV and HEV are similar in all of the following except :
mortality rate (10x higher with HEV)

- 67- Portal system receives blood from all these organs except:

- 1- pancreas
- 2- stomach
- 3- liver ***
- 4- duodenum
- 5- spleen



Medical Committee
The University of Jordan

GI Lab

LAB GI:
-histo:

1- pointed (portal triad)-all of the following related except:

- a-portal v
- b-hepatic A
- c-pile duct
- d-reticular fibers
- e-blid sinusoid ***

2-identify----pancreas

3-identify----colon

4-identify----esopegyal proper glands

identify ----chief cell

Anatomy:

1-tongue---hypoglossal N

2-tongue[ant.2 third was pointed]...wrong statement----develops from the 2nd pharyngeal arch

3-mandible[coronoid process pointed, was on the post. Aspect]---buccul N

4-skull----foramen ovale[what is the preganglionic parasympathetic]----lesser petrosal N

5-liver---[rong stetment]---was the gastric impression{in the wrong position}

Micro

1-eggs---ascaris

2-what is the intermediate host of f. hepatica--- copepode

3-petry dish[identify]---shigela

Patho

1-pic of hemosidren---iron

2-colon cancer (ulcer)---in male

3-Pic of histological appearance of reflux esophygitis...[what it will cause?] ----barret disease

4- picture for cirrhosis " which one of these diseases doesn't lead to it

a- hepatitis

b - alcoholisim

c- Rey's ***

d- biliary disease

physio

- ✓haustring >>> alterenative constriction and relaxation
- ✓perstalsis >>> propulsive movement of small intistines



---DONE---

Lejan 2009\2010

اللهم انا نساك علما نافعاً و رزقا طيباً و عملاً متقبلاً

GI final exam

1) which statement is wrong about Hymenolepis nana :

A) has an intermediate host ***

2) all of the following about Balantidium coli is true except :

- A) causes liver abscess ***
- b) produce dysentery like E. histolytica.
- c) cause liver abscess.
- d) have cytosome
- e) hogs as a reservoir

3) A child has vomiting and suffering from constipation and weight loss , which of the following conditions the child most probably have it:

- A) atresia in the esophagus
- B) atresia in the duodenum
- C) atresia in the pylorus ***
- D) atresia in the anal canal
- E) anyone from above can be right.

4) A causal relation is commonly between which of the matches below.

- A) reflux esophagitis - Equine malaria

5) the most common abnormality in the small intestine?

- A) .hirschsprung
- B) meconium ileus
- C) meconium ileus
- D) another condition *** (It is Meckel's Diverticulum).

6) about V.parahaemolyticus:

- a-gastroenteritis
- b-rarely produce sepsis
- c-contamination through wounds
- d-a and b
- e-b and c

7) a surgeon drain an abscess formed in ano-rectal junction, he done a mistake. and the patient suffered from incompetence :

- a- superficial part of external sphincter
- b- subcutaneous part of external sphincter
- c- internal anal sphincter
- d- puborectalis muscle ***
- e- anococcegeus muscle

8) which of the following is not true about pancreas:

- a- uncinat process is found between aorta and superior mesentearic vessels
- b- splenic artery pass on its superior border
- c- splenic vein pass on its posterior surface
- d- transverse mesocolon attach to its inferior border ***

9) which is wrong about the common bile duct:

- a- descend in the free edge of the lesser omentum
- b- anterior to head of pancreas ***
- c- open in the 2nd part of duodenum independent of pancreatic duct
- d- pass behind the 1st part of duodenum

10) What is wrong about the anal canal

- A) in internal hemorrhoid a branch of inferior rectal vein is involved ***

11) What is wrong about the esophageal varices.

- A) a branch of the right gastric anastomoses with a systemic branch

12) kayer-fleischer rings occur in which of the following disease:

- A) wilson disease.***

13) all of the following contribute to ascites except:

- a- sinusoidal hypetension
- b- hypoalbuminemia
- c- increase thoracic duct flow.
- d- hyperaldosteronism

e- cellular swelling. ***

14) all of the following are associated with portosystemic shunt, except:

- a- hemorrhoids
- b- esophageal varices
- c- caput medusae
- d- hepatosplenic shunt ***
- e- retro-peritoneal shunt

15) which of the following is wrong about carcinoid:

- a- most common in the colon ***
- b- appendicular carcinoid don't metastasize
- c- they are secretors of bioactive substances
- d- mostly due to serotonin secretion
- e- behavior depends on the location

16) about colorectal cancer, which is wrong:

- a- more in males
- b- more common on the right side
- c- NSAIDs are protective from them
- d- genetic and environmental factors.

17) Which of the following have the highest risk of malignancy:

- a) villus adenomas ***

18) about juvenile polyps, which is wrong:

- a- associated with rectal bleeding.
- b- large and benign
- c- affect both sexes
- d- mostly in ascending colon
- e-

19) all of the following differentiate ulcerative colitis from Crohn's except:

- a- associated with granulomas ***
- b- no transmural thickening
- c- high rate of malignancy
- d- continuous lesions

20) which of the following is not true about Crohn's disease:

- a- skipping lesions
- b- string sign
- c- more in white than non-whites
- d- associated with fissures and fistulas

2016
Medical Committee
The University of Jordan

e- result in episodes of vomiting and constipation *** (Diarrhea)

21) which of the following is not true about peptic ulcer:

- a- the most common location is the pyloric antrum
- b- no sex predilection
- c- male to female ratio is 2:1
- d- ...
- e- ...

22) which is not true about acute stress ulcer:

- a- can be caused by burns.
- b- small in size
- c- mostly multiple
- d- related to H.pylori infection
- e-....

23) a six week old infant present with projectile vomiting, constipation, and weight loss. which of the following can produce these symptoms:

- a- pyloric stenosis ***
- b- duodenal stenosis
- c- anal stenosis
- d- esophageal stenosis
- e- any of the above can cause those symptoms

24) plummer- vinson syndrome composed of anemia, glossitis, and which of the following esophageal abnormality:

- a) webs ***

25) all of the following are predisposing factors for pancreatic carcinoma except:

- a- smoking
- b- chemical carcinogenic
- b- diabetes mellitus
- c- chronic pancreatitis
- d- migratory thrombophlebitis
- e- K-Ras mutation.

26) match the drug with the adverse effect

26- cimetidine

27- Al(OH)₃ → antidiarrheal drug.

28- corticosteroid →

29-lubricant laxative
30- Codiene

a-drug interaction
b-constipation
c-interfere with vertical growth
d- lipoid pneumonia
e-addiction

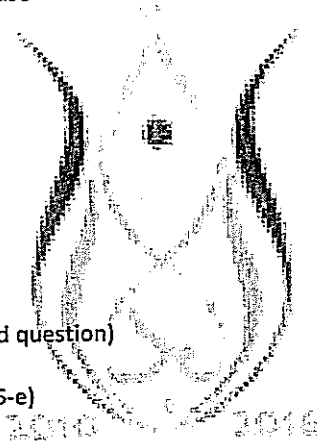
(26-a 27-b 28-c 29-d 30e)

☐ match the drug with its use

- a ← 31-omeprazole
- b ← 32-ondansetron
- c ← 33-loperamide
- d ← 34-castor oil
- e ← 35- "omitted"

a- peptic ulcer
b-antiemetic
c-antidiarrheal
d-laxative
e-antiasthmatic (Omitted question)

(31-a 32-b 33-c 34-d 35-e)



36- about Omphalocele, which is wrong:

- a- herniation through umbilical ring
- b-covered by amnion
- c- associated with chromosomal abnormality
- d-have low mortality rate ***
- e- result of unreturned physiological hernia.

37- which of the following don't mark recovery from HBV infection:

- a- extreme old age infection ***
- b- appearance of HBC-IgM in the serum

38- about viral gastrointestinal infection, which is wrong:

- a- incubation period is 24-48 hours ***
- b- produce diarrhea and fever, with no vomiting
- c- rota-virus cause infection early in life.

Pathology:

Q) Dysphagia, papillomatosis, & thickening of the basal layer of the squamous epith., neutrophils, eosinophils and lymphocytes are seen in the submucosa:

a-reflux esophagitis

b-squamous cell carcinoma

c-achalasia

d-mallory-weiss

Q) heartburn, dysphagia, granulation & hyperemia in the lower 3rd of the esophagus which started 6 months prior to this examination, accompanied with weightloss. Patient is 70 years old.

a-adenocarcinoma

b-esophageal stricture

c-squamous cell carcinoma

d-scleroderma

Pharmacology:

Q) Mismatch:

a-Lansoprostol → vit. B12 deficiency

b-sucralfate → blackening of stool

c-misoprostol → inhibit gastric acid secretion

d-sucralfate → antimicrobial activity against H. Pylori

Q) Metoclopramide and Domperidone, which isn't common to these two drugs:

A) can cause parkinsonian and extra-pyramidal side effects.

Q) Aluminum and Magnesium hydroxide mixture, which is correct:

a-cause constipation

b-cause hypophosphatemia

c-produce CO₂ when reacting with gastric HCL

d-cause metabolic acidosis

Q) Ondansetron, which is incorrect:

a-serotonin 5-HT₃ receptor antagonist

b-euphoria and hallucinations are common side effects

c-slow colonic transit

d-used for chemotherapy-induced nausea and vomiting

Q)which is incorrect:

a-Esomeprazole → Galactorrhea and Gynecomastia

b-Ranitidine → H₂-Blocker

Microbiology:

Q)Which of the following causes pseudomembranous colitis?

a-Clostridium difficile

b-shigella

c-salmonella

d-bacillus cereus

e-all of the above

Q) Which of the following is related to typhoid fever?

- a-water contamination
- b-meningitis
- c-intestinal perforation
- d-gastroenteritis
- e-all of the above**

Q)Vibrio Parahemolyticus:

- a-food poisoning
- b-septicemia
- c-wound-infection
- d- a+b
- e- a+b+c**

Q) Which of the following produce heat-stable and heat-labile enterotoxin?

- a-ETEC**
- b-EPEC
- c-EHEC
- d-shigella
- e-none of the above

Q) Which isn't associated with H.Pylori infection?

- a-gastritis
- b-duodenal ulcer
- c-urease
- d-chronic meningitis**

Q) Which is correct regarding Enterobius Vermicularis?

- a- diagnosis can be done by examining eggs in feces
- b-freshly laid eggs are infective**
- c-intermediate host
- d-bleeding

C

Q) Which of the following is/are associated with the pathogenesis of E.Histolytica ?

- a-normal flora
- b-type of diet
- c-type of strain
- d-two of the above
- e-all of the above**

Q) which of the following is wrong about Giardia?

- a-malabsorption
- b-dorsal sucker**
- c-two prominent nucleoli
- d-4 pairs of flagella

Physiology:

Q) The lowest RQ is when:

- a-after 1 hour of starvation
- b-after 3 weeks of starvation**
- c-after glucose intake

Q) Which one of the following might happen if there is deficiency in lipase?

a-steatorrhea

b-Vit K def.

c-increased synthesis of chylomicrons

d-increased absorption of lipids

e-more than one of the above (a+b)

Q) The lowest O₂ consumption occurs when:

a-after exercise

b-sleeping with basal conditions

c-All basal conditions

Q) the remaining food particles in the esophagus initiate:

a-primary peristalsis

b-secondary peristalsis

c-MMC

Q) Concerning Leptin, which is wrong?

a-secreted by adipocytes

b-secreted when adipocytes are full with fat

c-goes to the hypothalamus and increases appetite

Q) Pancreatic proteolytic enzymes, which is true?

a-secreted from acinar cells

b-play a role in glucose homeostasis

c-more than one of the above

Q) Pancreatic secretions, which is true?

A) Amylase is secreted in inactive form

Q) Which of the following substances its absorption is blocked when its in excess amounts and absorbed only when needed?

a-Calcium

b-Iron

Q) Which of the following substances its absorption is not Sodium-dependent?

a-Glucose

b-Fructose

c-Galactose

d-water

Q) Which of the following statements is wrong?

A) Mass contractions occur all the time

Q) Which of the following is true about defecation

a-extrinsic parasympathetic signals fortify the contraction

b-external anal sphincter is relaxed by parasympathetic stimulation

o

Q) All of the following stimulate HCL secretion except:

a-gastrin

b-histamine

c-parasymp. Stimulation

~~d-somatostatin~~

d
100%

	subty pe	Diagnosi s	mechanis m	treatmen t	Sympt oms		In c u b.	Other
Salmonella enterica -G-ve bacilli -facultative anaerobs -serology based on: O(cell wall),H(flagellar) &Vi(virulence)antigens	Typhoidal fever 1)S.enterica typhi 2)S.enterica paratyphi A,B&C	1-collect samples: - acute&subacute cases(blood,feeces,CSF,urine) -Chronic cases(bone marrow -healthy carriers(feces from gall bladder &peyer patches) 2- Culture media S-S agar Heckton -enteric Lactose-non-fermenter 3- serological test: Widal test(O,H)antigen s titer >160	Intestinal mucosa>peyer patches>lymphoid follicles >macrophages>reticulo-endothelialsystem>lymphoid hyperplasia&hypertrophy > blood> organs> liver-spleen enlargement> necrosis>lymph tissues> peyer patches → >intestine mucosa inflammation >watery-bloody diarrhea> intestinal perforation&shock> death :P	- ampicillin /amoxicillin -co-trimixazole - chloramphenicol - fluoroquinolones(ciprofloxacin) *3-4 weeks of treatment	-high fever - headache - malaise -liver-spleen enlargement -skin rash - watery-bloody diarrhea - shock-death	LPS Protein capsule(Vi ant.)	1 - 3 w e e k s	Only human - educational programs on food hygiene -short protection vaccine
	Gastrointestinal/food poisoning	Culture media: S-S & heckton-enteric agar	Endothelial cells of small intestine> lymphoid follicles>p	No human vaccine &antimicrobial drugs	- watery-bloody diarrhea			8 - 2 4 h o

	1) S. enterica var typhimurium 2) S. enterica var enteritidis		rostaglandins release > cAMP > fluid secretion > inhibition of Na-absorption	Only rehydration	- abdominal pain - fever - Complications: septicemia, meningitis	Urs	contamination - no heat treated (chicken eggs meat)
Shigella -G-ve -Facultative anaerobic -susceptible to dryness & acidity -4 species (S. Dysenteriae, S. sonnei, S. boydii, S. flexneri) S. dysenteriae		-direct examination for presence of WBCs & blood cells -rectal swab & rapid culture on: S-S&heckton-	Multiply in mucosa of large intestine > cytotoxin & endotoxin production Neurotoxin	- cotrimoxazole - ciprofloxacin - doxycycline	- bloody diarrhea with WBCs & mucus - severe abdominal cramps	Heat labile enterotoxin	24 hours -only human -mostly in young children -person to person contact & contaminated
		enteric agar (bcuz it is susceptible & dye quickly)	n > small intestine > blood > CNS > meningitis & comma		- meningitis - comma - hemolytic-uremic syndrome	urotoxin	water & food (vegetables) - hygiene of water, milk.. - vaccine is available - no healthy carrier
E. coli	Enterotoxigenic E. coli (ETEC)	MacConkey agar	Fimbrial adhesin to small intestine > B subunit attach	-no human	- watery diarrhea -	Heat labile/heat	- human (mostly infants) - young children

			GM1 ganglioside > activate subunit A > Adenyl cyclase > ↑cAMP > ↑water, Na+Cl secretion *heat-stable toxin...cGMP	vaccine - Antibiotics: 1) Severe & chronic cases Ciprofloxacin Cotrimoxazole 2) systemic complications: parenteral 2nd OR 3rd generation cephalosporin	vomiting - abdominal pain - No fever	stable enterotoxins or both	n) , poultry, domestic animals - Self-limited with rehydration
	Enteropathogenic E.coli (EPEC)		Adherence to GI epithelium > distortion		- watery diarrhoea - vomiting - chronic diarrhoea	-K - LPS	- mostly neonates < 6 months
	Enterohaemorrhagic E.coli (EHEC) or Verotoxigenic E.coli (VTEC)		Severe inflammation > ulceration of colon > toxin reaches blood...		- haemorrhagic colitis - (HUS) - Haemolytic Uraemic syndrome - kidney failure - blood & protein in urine	Shiga like toxin	- animal (cows) + human
	Enteroinvasive		Damaging intestinal epithelial		- bloody diarrhoea		- common in

	ve E.coli(EIEC)		cells		ea - vomiti ng - abdo minal pain -fever		childre n
--	------------------------	--	-------	--	---	--	--------------

Revision notes.

MEDfamily MEDfamily MEDfamily MEDfamily MEDfamily

Your Colleague: Abdallah Mansour

Dedicated to Palestine

Structure	Anterior relation	Posterior	Lateral	Superior	Inferior
Abdominal Aorta	1- The Pancreas 2- The 3 rd part of the duodenum (the horizontal part) 3- Coils of the small intestines 4- The left renal vein from the left kidney, it crosses the Abdominal Aorta.	---	---	---	---
Inferior Vena Cava	Coils of the small intestines 1 st & 3 rd parts of the duodenum Head of pancreas Common bile duct (behind head of pancreas)	Right Renal Artery.	---	---	---

	Foramen of Winslow Portal vein lies in the deep groove on the posterior surface of the liver :				
Sigmoid Colon	---	-Left int. iliac vessels -Ureter -Piriformis muscle -Sacral plexus of nerve	left side : left ext. iliac vessels. lateral wall of pelvis vas deferense in males or left ovary in females right side : coils of small intestine	Coils of small intestine	In male : urinary bladder In female : urinary bladder + uterus
Rectum	---	--sacrum , coccyx , and sacrococcygeal ligament between sacrum-coccyx, --sup.rectal artery , median sacral artery , pelvic sympathetic	first third : small intestine second third : middle rectal nerve + vessels in lateral pelvic ligament	---	---

		<p>chain</p> <p>--piriformis muscle , Coccygeus muscle .</p> <p>-- in foramina of sacrum you find artery lateral sacral arteries (going to it) and ant.primary rami of sacral nerves(coming from it)which are 5 in number</p>	<p>which fixes the rectum to lateral wall of pelvis.</p> <p><u>lower third</u> : 2 muscle on lateral side : coccygeus + levator ani muscle.</p>		
Anal canal	<p>female= vagina + douglas pouch</p> <p>male = urinary bladder , prostate , seminal vesicle , end of vas and urogenital diaphragm , perineal body .</p>	<p>sacrum , coccyx , anococcygeal body</p>	<p>levator ani , and ischioirectal fossa</p>	---	---
<u>ischioirectal fossa</u>	<p>perineal membrane and muscles</p>	<p>sacrotuberus ligament , gluteus maximus</p>	<p><u>Medially</u> anal canal levator ani</p>	---	---

			muscle external anal sphincters <u>Lateral</u> obturator internus muscle and its fascia pudental canal and its content		
--	--	--	--	--	--

~~MEDfamily MEDfamily MEDfamily MEDfamily MEDfamily MEDfamily~~

-Important notes:

- The left sympathetic chain is located on the left edge of the Abdominal Aorta, while the right sympathetic chain is posterior to the IVC.

- **Peritoneum and their relation with rectum :**

Rectum = retro-peritoneum

When divide rectum to 3 part we find that :

Sup. third : the peritoneum anterior and on both sides

Middle third : only anterior side , because :

- in male the peritoneum go on sup .boarder of urinary bladder = and form rectovesical pouch
- in female the pouch called = douglas pouch

Lower third : no peritoneum

Pathology Incidences and percentages.

- **Plummer-Vinson syndrome (PVS)**, happens mainly in females early in their 40s.
- **Sliding Hiatus Hernia (axial)** comprises 90 – 95% of all cases.
- Impaired esophageal sphincter seen in 10% of the cases of the HH.
- 10% of upper GIT bleeding is due to induced vomiting
- 50% of deaths due to cirrhosis are accounted for the rupture of esophageal varices. As in the first attack -1st rupture of the varices- cause profuse bleeding leading to 40% mortality rate (almost 1/3 Die). From those remaining -that didn't die- after one year 50-70% will suffer from re-bleeding, and again 40% of them will die.
- **Squamous cell carcinoma** stands for about 75-90% of cases of esophageal carcinomas worldwide
 - Male preponderance , esp. in high incidence countries.
 - Middle age peak incidence
 - Very pronounced geographical variation in both the incidence & Frequency , with a significantly high incidence of in regions of middle Asia extending from northern China , south of Russia , north of Iran & Kazakhstan (the Chinese Belt).
- Polypoid exophytic masses that protrude into the lumen , accounting for approximately two thirds of cases of the squamous cell carcinoma of the esophagus while the excavating accounts for 20-25%
- the 5 years survival rate of the invasive esophageal squamous cell carcinoma is between 10-12%. However, with early diagnosis ; 65-75% of the patients live 5 years or more.
- Adenocarcinoma in the USA accounts for about 50% of cases
 - Congenital Pyloric stenosis.
 - Occurs once every (300-900) live births
 - Male predominance with a ratio between 4:1 & 3:1
- 80% percent of all people have H.pylori.
- . The predominance of duodenal to Gastric ulcer is 3-5:1.

- Male to female predominance in duodenum 2-10:1.
- an exception in Japan that (the gastric ulcer is much more common than duodenal ulcer)
- Duodenal cases: vast majority occur in the 1st part of the duodenum, in the anterior and posterior wall.
- Gastric cases: occur in the lesser curvature of the stomach, in the pyloric antrum (very rare in the fundus, body or greater curvature of the stomach).
- H. pylori in Duodenal type 70- 90 % but 70-75 % in gastric , other causes contribute for the rest
- Male : Female → 3:1 in duodenal ulcer
Male : Female → 1.5 : 2 in Gastric ulcer
duodenal : Gastric → 4:1.
- Malignant tumor of the stomach
 - Adenocarcinoma 80-90%
 - Lymphoma + Carcinoid + GIST tumors 4%- 8%

The lymphoma in Jordan and other near countries could reach to 10%

~~MEDfamily MEDfamily MEDfamily MEDfamily MEDfamily MEDfamily~~

- Congenital megacolon occurs in 1/5000-1/8000 cases in neonates
- Relatives are 3-20 times more likely to develop the IBD
peak incidence is between second and third decades of life [18-30] ,with a minor peak in sixth and seventh decades.
- ~~MEDfamily MEDfamily MEDfamily MEDfamily MEDfamily MEDfamily~~
- presence of Non caseating granulomas in 40%-60% of cases of Crohn's disease.
- potential malignancy of it is more higher than in crohn [after about 30 years of the inflammation the outcome is carcinoma]
- M:F ratio in Juvniel polyps is...2:1
- retention polyp]:A benign polyp found in adults especially in 50-60 years
- Males and females are affected equally in the colonic adenoma.

- Colorectal cancer Resembles about 98% of all cancers in the colon , it's adeno carcinoma .
*the peak incidence is 60-70 years , it's precursor mostly is the adenomas .
*males are affected more than females in about 20% .[M:F ratio is 1.3:1]

MEDfamily MEDfamily MEDfamily MEDfamily MEDfamily MEDfamily
MEDfamily MEDfamily MEDfamily MEDfamily MEDfamily MEDfamily
MEDfamily MEDfamily MEDfamily MEDfamily MEDfamily MEDfamily
MEDfamily MEDfamily MEDfamily MEDfamily MEDfamily MEDfamily
MEDfamily MEDfamily MEDfamily MEDfamily MEDfamily MEDfamily

MEDfamily MEDfamily MEDfamily MEDfamily

PHYSIOLOGY QUESTIONS

Those questions are the ones that the Dr had no time to view in the last lecture , and asked who ever wants them to go to his office ☺

Q1- one of the following with regard to pancreatic digestive enzymes is incorrect :

- a. Trypsinogen is secreted as an inactive enzyme
- b. Except for trypsinogen , all other enzymes are secreted in active form
- c. Pancreatic amylase digest carbohydrates
- d. Trypsinogen is activated by a brush border enzyme called enterokinase
- e. Pancreatic lipase is responsible for the digestion of triglycerides

Q2- all the following with regard to protein digestion or absorption is true:

- a. The final digestion to amino acids or all ingested proteins is taking place in the lumen of the small intestine
- b. The process of digestion begins in the stomach
- c. All the proteins are absorbed by absorptive cells in the form of amino acids
- d. Amino acids are taken away from the villus by lymphatic lacteals
- e. More than one of the above

Q3-gastric HCl is increased by all of the following except :

- a. Parasympathetic stimulation
- b. Irritation of the gastric mucosa
- c. Activation of H₂ receptors on oxyntic cells
- d. Release of gastrin
- e. Activation of enterogastric reflex

Q4- one of the following about salivary secretion is true :

- a. Increases by unconditioned reflexes
- b. Regulated by hormones secreted along the GIT
- c. Decreases during cephalic phase
- d. During low rate of secretion, define (secondary) saliva has higher Na⁺ concentration than the primary saliva
- e. Non of the above

MEDfamily MEDfamily MEDfamily MEDfamily

Q5- one of the following with regard to pancreatic secretion is true :

- a. It has a neural & hormonal regulation
- b. Water & electrolyte secretion is promoted by ductal cells
- c. CCK acts on aciner cells to increase their enzymatic secretion
- d. Secretin is involved in the regulation of water & electrolytes
- e. All of the above

Q6- all the following with regard to swallowing is true except :

- a. The Primary esophageal peristalsis are initiated in the pharynx
- b. The Secondary peristaltic reflex appears as response to esophageal distention
- c. Esophageal phase of swallowing is voluntary
- d. It ends with receptive relaxation of the stomach
- e. The process is controlled by intrinsic reflexes

Q7- all of the following with regard to contractions in the small intestines are true. except :

- a. Contractions that have mainly propulsive effects on the chyme are peristalsis
- b. Segmentation contractions are similar to the haustral contractions of the colon
- c. Both peristaltic & segmentation contractions have mixing effects on chyme
- d. The rhythm of segmentation contractions is higher in the upper segments of the small intestines
- e. The contractions increases by activation of the sympathetic neurons

MEDfamily MEDfamily MEDfamily MEDfamily
MEDfamily MEDfamily MEDfamily MEDfamily
MEDfamily MEDfamily MEDfamily MEDfamily

49. Mark the wrong statement regarding the Liver and the Gall Bladder
- a. liver is an intraperitoneal organ except three sites
 - b. caudate and quadrate lobes are physiologically part of the right lobe
 - c. right kidney and its suprarenal gland are related to the visceral surface of the right lobe of the liver
 - d. right hepatic artery gives a branch to the gall bladder
 - e. fundus of gall bladder located below tip of the right 9th rib

50: When the esophagus recanalized to reach its relative length?

- a. at the end of the 4th week
- b. at the end of the 6th week
- c. at birth
- d. at the end of the embryonic period
- e. during the 9th month

51: At which stage the stomach appears first as a fusiform dilatation?

- a. just before birth
- b. during the 4th week
- c. during the 12th week
- d. during the 7th week
- e. by the end of the 6th week

52: Concerning the histology of the stomach all correct except:

- a. parietal cells found mainly in the upper part of the gastric glands
- b. submucosa contains no glands
- c. numerous microvilli account for the brush border of the surface epithelial cells
- d. the gastric pits in the body are narrow and shallow
- e. the chief cells are located in the deep aspect of the fundic glands

53: Space of Disse; all of the following are correct except:

- a. it intervenes between hepatocytes and sinusoidal lining cells
- b. it houses the microvilli of hepatocytes
- c. it contains Ito cells
- d. supported by reticular fibres
- e. it contains Kupffer cells

54. A 36 year old woman with severe erosive esophagitis is prescribed pantoprazole. one of the most common adverse side effects of such therapy is which of the following?

- a. Vomiting
- b. Constipation
- c. Headache
- d. Paresthésias
- e. Vertigo

55: Mark the wrong statement regarding the Mouth and Salivary Glands

- a. general sensation from anterior 2/3 of the tongue carried via lingual nerve ✓
- b. posterior third of the tongue drain its lymph in part to jugulodigastric lymph nodes ✓
- c. palatoglossal arch contains a muscle supplied by the hypoglossal nerve ✓
- d. parotid gland divided into two parts by the facial nerve ✓
- e. submandibular duct courses between mylohyoid and hyoglossus muscles ✓

56: Select the wrong statement concerning the Pharynx and Esophagus

- a. pharynx extends from base of skull to lower border of cricoid cartilage ✓
- b. pharynx supplied mainly by the ascending pharyngeal artery ✓
- c. abdominal esophagus drains its venous blood into inferior vena cava ✓
- d. thoracic esophagus pass through superior and posterior mediastinum ✓
- e. piriform fossa in oropharynx is the common site of foreign body impaction ✓

57: Which match is wrong regarding the anterior abdominal wall?

- a. tendinous intersections → attached to anterior wall of rectus sheath ✓
- b. conjoint tendon → union of lower arching fibers of internal oblique and transversus abdominis muscles ✓
- c. internal spermatic fascia → from fascia transversalis ✓
- d. lower 6 intercostal nerves → within rectus sheath ✓
- e. indirect inguinal hernia → located medial to inferior epigastric vessels ✓

58: All of the following structures are part of the stomach bed except

- a. pancreas ✓
- b. spleen ✓
- c. left kidney ✓
- d. celiac trunk ✓
- e. transverse mesocolon ✓

I leum. → complex Arcades

59: Select the wrong statement concerning the small intestine

- a. superior mesenteric vessels course anterior to third part of duodenum ✓
- b. root of mesentery extend from left side of 2nd lumbar to right sacroiliac joint ✓
- c. jejunum has complex arterial arcades while ileum has simple arcades ✓
- d. bile duct and common pancreatic duct has close relation to 2nd part of duodenum ✓
- e. jejunum and ileum form an elongated mobile intraperitoneal tube ✓

60: Mark the wrong match about the Large intestine, Appendix, Rectum and Anal Canal

- a. Mc Burney's point → identified tip of appendix ✓
- b. transverse colon → supplied by superior and inferior mesenteric arteries ✓
- c. transverse rectal folds → two at the left side and one at the right side ✓
- d. lymph from lower halve of anal canal → drain into superficial inguinal nodes ✓
- e. rectal peritoneum → related to rectum in three different fashions ✓

- 55: Mark the wrong statement regarding the Mouth and Salivary Glands
- a. general sensation from anterior 2/3 of the tongue carried via lingual nerve ✓
 - b. posterior third of the tongue drain its lymph in part to jugulodigastric lymph nodes ✓
 - c. palatoglossal arch contains a muscle supplied by the hypoglossal nerve
 - d. parotid gland divided into two parts by the facial nerve ✓
 - e. submandibular duct courses between mylohyoid and hyoglossus muscles ✗
- 56: Select the wrong statement concerning the Pharynx and Esophagus
- a. pharynx extends from base of skull to lower border of cricoid cartilage ✓
 - b. pharynx supplied mainly by the ascending pharyngeal artery ✓
 - c. abdominal esophagus drains its venous blood into inferior vena cava ✗
 - d. thoracic esophagus pass through superior and posterior mediastinum ✓
 - e. piriform fossa in oropharynx is the common site of foreign body impaction ✓
- 57: Which match is wrong regarding the anterior abdominal wall?
- a. tendinous intersections → attached to anterior wall of rectus sheath ✓
 - b. conjoint tendon → union of lower arching fibers of internal oblique and transversus abdominis muscles ✓
 - c. internal spermatic fascia → from fascia transversalis ✓
 - d. lower 6 intercostal nerves → within rectus sheath ✓
 - e. indirect inguinal hernia → located medial to inferior epigastric vessels ✗
- 58: All of the following structures are part of the stomach bed except
- a. pancreas ✓
 - b. spleen ✓
 - c. left kidney ✓
 - d. celiac trunk ✗
 - e. transverse mesocolon ✓
- 59: Select the wrong statement concerning the small intestine
- a. superior mesenteric vessels course anterior to third part of duodenum ✓
 - b. root of mesentery extend from left side of 2nd lumbar to right sacroiliac joint ✓
 - c. jejunum has complex arterial arcades while ileum has simple arcades ✗
 - d. bile duct and common pancreatic duct has close relation to 2nd part of duodenum. ✓
 - e. jejunum and ileum form an elongated mobile intraperitoneal tube ✓
- 60: Mark the wrong match about the Large intestine, Appendix, Rectum and Anal Canal
- a. Mc Burney's point → identified tip of appendix ✗
 - b. transverse colon → supplied by superior and inferior mesenteric arteries ✓
 - c. transverse rectal folds → two at the left side and one at the right side ✓
 - d. lymph from lower half of anal canal → drain into superficial inguinal nodes ✓
 - e. rectal peritoneum → related to rectum in three different fashions ✓

- CSL
1. A 20 year old woman goes to the emergency department, stating that within the past hour she ingested "a handful of sleeping pills". She is still awake. Which of the following drugs can be given to induce vomiting?
 - a. Metoclopramide ✓
 - b. Ipecac ✓
 - c. Morphine
 - d. Promethazine
 - e. Ondansetron
 2. A 17 year old boy with a history of sulfa allergy is diagnosed with left-side ulcerative colitis after a 3 week history of bloody diarrhea and tenesmus. On examination he is afebrile and has no abdominal tenderness. The appropriate drug therapy to institute initially is which of the following?
 - a. Metronidazole
 - b. Sulfasalazine
 - c. Mesalamine ✓
 - d. Cyclosporine
 - e. Prednisone
 3. Which of the following associations is FALSE:
 - a. Hymenolepis nana → intermediate host. ✓
 - b. Echinococcus granulosus → three proglottids.
 - c. Taenia solium → pig ✓
 - d. Balantidium coli → cilia ✓
 - e. Entamoeba histolytica → cigar shaped chromatoidal bodies ✓
 4. Pseudomembranous colitis is mostly associated with:
 - a. Helicobacter pylori
 - b. Shigella dysenteriae
 - c. Salmonella enteritidis
 - d. Clostridium difficile ✓
 - e. Vibrio cholerae
 5. Which of the following is associated with Widal test?
 - a. Diagnosis of Typhoid fever. ✓
 - b. Detection of Salmonella typhi anti O-antigen
 - c. Detection of Salmonella typhi anti-K-antigen
 - d. Both a. and b. ✓
 - e. All a, b and c.
 6. One of the following is false regarding pancreatic carcinoma ??
 - a. K-ras gene mutation is the commonest gene mutation ✓
 - b. It arises from ductal epithelium ✓
 - c. Brain is the commonest site of metastasis X
 - d. Carcinoma of the body is presented late clinically ✓
 - e. Carcinoembryonic antigen is elevated in the serum ✓

Physiology Quiz Questions

- 1) All the following are True concerning lipid digestion and absorption except:-
- a) pancreas secretes enzymes and coenzymes for lipid digestion. ✓
 - b) bile salts are important for micelle formation. ✓
 - c) Micelle formation helps lipid absorption. ✓
 - d) the digestion products of TAG (monoglyceride) are transported inside the absorptive cells by Na⁺ dependent secondary transport. ✗
 - e) chylomicrons are formed inside the enterocytes and taken away from the villus by lacteals. ✓
- 2) One of the following decreases the metabolic rate of the body:
- a) increase activity of thyroid gland. ✗
 - b) malnutrition. ✓
 - c) fever ✗
 - d) increase sympathetic stimulation.
 - e) cold weather.
- 3) one of the following with regard to defecation reflexes is NOT true :-
- a) filling of rectum can initiate the intrinsic reflexes. ✓
 - b) the extrinsic component of reflex is provided by parasympathetic nervous system. ✓
 - c) the extrinsic reflexes fortify the contractions of the rectum smooth muscles. ✓
 - d) the relaxation of internal sphincter is induced by extrinsic reflexes. ✓
 - e) the relaxation of external sphincter is induced by intrinsic reflexes. ✗
- 4) One of the following is Not a function of saliva :-
- a) keeping the mouth clean. ✓
 - b) facilitate the absorption of carbohydrate by oral function. ✓
 - c) help in stimulation of taste buds ✓
 - d) has antibacterial action. ✓
 - e) due to its mucin content it facilitates slippage of food bolus along the esophagus ✓

Answers:-

- 1) d.
- 2) b.
- 3) e.
- 4) b.

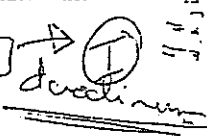
Special thanks to : Heba Nemer , Ascel Abu Shaub & Heba Khairan

U I I Questions U

Physiology

- All the following with regard to swallowing are true except:
- A- The primary esophageal peristalsis is initiate in the pharynx.
 - B- Secondary peristalsis reflex appear as a respond to esophageal distention.
 - C- Esophageal phase of swallowing is voluntary.
 - D- It ends with respective reflex of stomach.
 - E- The process is controlled by intrinsic reflex.

- Gastric HCl secretion is increased by the following except:
- A- Parasympathetic stimulation.
 - B- Irritation of gastric mucosa.
 - C- Activation of H₂ receptors on oxyntic cells.
 - D- Release of gastrin.
 - E- Activation of enterogastric reflex.



- One about salivation secretion is true:
- A- Increased by unconditional reflex.
 - B- Regulated by hormone secreted along the GI track.
 - C- Decreased during cephalic phase.
 - D- During low rate of secretion the final (secondary) saliva has higher Na⁺ concentration than the primary saliva.
 - E- None of above.

Stimulus
Glands
secretion

Simple
diffusion

- All the following concerning the digestion or absorption of lipids is true except:
- A- Pancreas secretes enzymes and co-enzymes for lipid digestion.
 - B- Bile salts are important for micelle formation.
 - C- Micelle formation helps lipids absorption.
 - D- The digestion products of triglycerides (monoglycerides) are transported inside the absorptive cells by Na⁺ dependent secondary transport.
 - E- Chylomicrons are formed inside the enterocytes and takes away from the villus by lacteals.

- One of the following decreases the metabolic rate of the body:
- A- Increase the activity of thyroid.
 - B- Malnutrition.
 - C- Fever.
 - D- Increase sympathetic stimulation.
 - E- Cold weather.

- One of the following is not a function of saliva:
- A- Keeping the mouth clean.
 - B- Facilitate the absorption of carbohydrate by oral mucosa.
 - C- Helps in stimulation of taste buds.
 - D- Has protective action.
 - E- Due to its much content, it facilitates slippage of food bolus along the esophagus.

Done J. BLQ2 Abu 9aFeYYa

U

One of the following regarding the pancreatic secretion is true:

- A- It has neural regulation.
- B- Water and electrolytes secretion is promoted.
- C- Secret CCK.
- D- Secretion is involuntary in regulation.
- E- All of the above.

One of the following with regards to defecation reflex is not true:

- A- The relaxation of external sphincter is inducing by intrinsic reflex.

GOOD LUCK IN YOUR FINAL EXAMS

IMP FINAL GIS QUESTIONS

MEDfamily MEDfamily MEDfamily MEDfamily MEDfamily MEDfamily

- 12- The following are true in chronic peptic ulcer EXCEPT:
a- Single and larger than stress ulcer
b- Gastric antrum is the most common site
c- Acid secretion is necessary for its development
d- Very rare malignant potential if at all
 e- Most cases are associated with H.pylori infection
- 13- The following are correct regarding the more common sites of GI tract malignancy EXCEPT:
a- lymphoma in gastric body
b- Adenocarcinoma in rectum & adjacent colon
c- Carcinoid at appendicular tip
d- Scarcity of Hodgkin's disease in all GIT
e- Gastric adenocarcinoma at greater curvature.
- 14- All the following may describe the contractions that appear along the small intestine EXCEPT:
a- contractions have the same rate as basic electrical rhythm of that segment
b- both segmentation and peristaltic contractions propel chyme in analward direction
c- coordinated movements during peristaltic reflex need intact neural activities of myenteric plexus.
 d- Increased velocity of chyme propulsion may lead to an increased intestinal absorption
e- contractions are controlled by the activity of autonomic nervous system as well as by hormones secreted along the gastrointestinal tract.
- 15- Decreased production of enterokinase by duodenal mucosa will affect
a- fat digestion
b- protein digestion
c- carbohydrate digestion
 d- Ca⁺⁺ absorption
e- more than one of the above
- 16- One of the following about the digestion of proteins is TRUE
a- the digestion begins in oral cavity by proteolytic enzymes in saliva
b- pancreas secretes proteolytic enzymes in active form.
c- in duodenum the activity of pancreatic proteolytic enzymes is increased by the low pH.
d- pepsin is a proteolytic enzyme that is activated in duodenum.
 e- some of the digestion processes are carried out by brush border and cytosolic peptidases.
- 17- For lipid digestion and absorption, there is a need of:
a- glycerol molecules.
b- bilirubin.
c- bile salts.
d- carriers at the luminal membrane.
e- more than one of the above.

MEDfamily MEDfamily MEDfamily MEDfamily

- 18- One of the following about leptin is true:
a- high fat content in adipose cells is stimulatory factor for its secretion.
b- it acts on hypothalamic centers to decrease food intake.
c- its concentration in blood is low in thin people.
d- gene defect that produces nonfunctional leptin hormone can induce obesity.
 e- all of the above.
- 19- The measured oxygen consumption for an adult, who has respected all basal condition and with a body surface area of 1.7m², was 3 liters of Oxygen in 15 minutes. And the energy equivalent of O₂ is 4.8 Cal/liter. The calculated Basal Metabolic Rate for that person is about:
a- 28 Cal/hour.m⁻²
b- 34 Cal/hour.m⁻²
c- 40 Cal/hour.m⁻²
d- 58 Cal/hour.m⁻²
e- 64 Cal/hour.m⁻²
- 20- The worst prognosis in colorectal carcinoma is expected in
a- tumor involving mucosa and submucosa
b- Tumor involving muscularis propria.
c- Tumor extending to serosa and adjacent small bowel.
d- Tumor associated with obstruction
e- Tumor associated with liver metastasis
- 21- All are intraperitoneal structures except
a- Jejunum
 b- Ileum
c- Transverse Colon
d- Second Part of the Duodenum
e- Stomach
- 22- Regarding Ulcerative Colitis all of the following are true except
a- Involves small bowel in 40% of cases
b- Associated with formation of pseudopolyps
c- In most of the cases the pathological changes are limited to the mucosa
d- There is elevation of P-ANCA in 70% of the cases.
e- Maybe associated with toxic megacolon
- 23- Regarding Crohn's disease all of the following are true except
a- Affects jewish more than Asians
b- Strongly associated with smoking
c- Involves the small bowel in more than 40% of cases
d- Rectum is often involved.
e- May be associated with fistula formation.
- ?? 24- Regarding Achalasia all of the following are true except
a- There is failure of relaxation of the lower esophageal sphincter
b- There is non peristaltic contraction of the esophagus
c- There is increase in intramural inhibitory neurons
d- Can cause dysphagia to solids and liquids
e- The esophagus has bird peak-like narrowing in the lower end during a Barium swallow.
- 25- Which of the following statements about the pathogenesis of hepatitis A virus is true?
a- the primary site of replication is the small intestine
b- the virus reaches the liver via the common bile duct
c- viremia precedes fecal shedding and continues beyond it.

- d- peak elevation of serum aminotransferases coincides with antibody detection
- e- the virus is responsible for most pathologic changes.

26- As compared to all other human viruses, hepatitis B virus is unique in that it has all of the following features except: X

- a- it is highly infectious
- b- multiple forms of viral particles produced by infected cells
- c- the genome particle is partially double stranded
- d- it replicates utilizing an RNA intermediate.
- e- it is unusually stable for an enveloped virus

27- Spread of hepatitis C virus infection via blood supply was promoted because of all of the following except: X

- a- high incidence of chronic asymptomatic infection
- b- inadequacy of screening tests
- c- prolonged viremia
- d- late seroconversion
- e- sequence diversity of envelope glycoproteins

28- All of the following statements about the pathogenesis of rotavirus infection are true except. X

- a- virus adsorbs to columnar epithelial cells of the small intestines.
- b- shortening and blunting of microvilli takes place.
- c- water absorption is prevented leading to net secretion of water and loss of ions
- e- it has a short incubation period

29- All of the following are late signs of colorectal carcinoma except: X

- a- Colonic obstruction
- b- Abdominal mass
- c- Ascites
- d- Rectal bleeding
- e- Pleural effusion

30- One of the following is correct regarding colorectal carcinoma:

- a- Colorectal carcinoma is the leading cause of cancer-related death.
- b- Colorectal carcinoma is highly preventable, treatable and often curable
- c- Ulcerative colitis decreases the risk of colorectal carcinoma
- d- More than 90% of colorectal carcinoma occur under the age of 50 years
- e- Liver metastasis is a result of peritoneal spread of malignant cells.

31- Mark the wrong statement regarding the Liver and the Gall Bladder

- a- liver is an intraperitoneal organ except 3 sites
- b- caudate and quadrate lobes are physiologically part of the right lobe.
- c- right kidney and its suprarenal gland are related to the visceral surface of the right lobe of liver
- d- right hepatic artery gives a branch to the gall bladder
- e- fundus of gall bladder located below tip of the right 9th rib

32- At which stage the stomach appears first as a fusiform dilatation

- a- just before birth
- b- during the 4th week
- c- during the 12th week
- d- during the 7th week
- e- by the end of the 6th week

33- Concerning histology of the stomach all correct except

- a- parietal cells found mainly in the upper part of the gastric glands

- b- submucosa contains no glands
- c- numerous microvilli accounts for the brush border of the surface epithelial cells
- d- the gastric pits in the body are narrow and shallow
- e- the chief cells are located in the deep aspect of the fundic glands

- 34- Space of Disse; all of the following are correct except:
- a- It intervenes between hepatocytes and sinusoidal lining cells
 - b- it houses microvilli of hepatocytes
 - c- it contains Ito cells
 - d- supported by reticular fibres
 - e- it contains Kupffer cells

- 35- Mark the wrong statement regarding mouth and salivary glands
- a- general sensation from anterior 2/3 of the tongue carried via lingual nerve
 - b- posterior third of the tongue drain its lymph in part to jugulodigastric lymph nodes
 - c- palatoglossal arch contains a muscle supplied by the hypoglossal nerve
 - d- parotid gland divided into 2 parts by the facial nerve
 - e- submandibular duct courses between myeloid and hypoglossus muscles

- 36- Select the wrong statement concerning pharynx and esophagus
- a- pharynx extends from base of skull to lower border of cricoid cartilage
 - b- pharynx supplied mainly by the ascending pharyngeal artery
 - c- abdominal esophagus drains its venous blood into inferior vena cava
 - d- thoracic esophagus pass through superior and posterior mediastinum
 - e- piriform fossa in oropharynx is the common site of foreign body impaction

- 37- Which match is wrong regarding anterior abdominal wall
- a- tendinous intersections --> attached to anterior wall of rectus sheath
 - b- conjoint tendon --> union of lower arching fibers of internal oblique and transversus abdominis muscles
 - c- internal spermatic fascia --> from fascia transversalis
 - d- lower 6 intercostal nerves --> within rectus sheath
 - e- indirect inguinal hernia

- 38- All of the following structures are part of the stomach bed except
- a- pancreas
 - b- spleen
 - c- left kidney
 - d- celiac trunk
 - e- transverse mesocolon

- 39- Select the wrong statement concerning the small intestine:
- a- superior mesenteric vessels course anterior to the third part of duodenum
 - b- root of mesentery extend from left side of 2nd lumbar to right sacroiliac joint
 - c- jejunum has complex arterial arcades while ileum has simple arcades
 - d- bile duct and common pancreatic duct has close relation to 2nd part of duodenum
 - e- jejunum and ileum form an elongated mobile intraperitoneal tube.

- 40- Mark the wrong match about the Large Intestine, Appendix, Rectum and Anal Canal:
- a- Mc Burney's point --> identified tip of appendix
 - b- transverse colon --> supplies by superior and inferior mesenteric arteries
 - c- transverse rectal folds --> two at the left side and one at the right side
 - d- lymph from lower half of anal canal --> drain into superficial inguinal nodes
 - e- rectal peritoneum --> related to rectum in three different fashions

MEDfamily MEDfamily MEDfamily MEDfamily

MEDfamily MEDfamily MEDfamily MEDfami

Answers : (i'm not sure of any any answer!)

- 1- a
- 2- d
- 3- d
- 4- c
- 5- e
- 6- e
- 7- e
- 8- a
- 9- b
- 10- d
- 11- a
- 12- ???
- 13- d
- 14- d
- 15- b
- 16- e
- 17- e
- 18- e
- 19- b
- 20- e
- 21- d
- 22- a
- 23- d
- 24- c
- 25- a or d
- 26- a or d
- 27- d
- 28- d
- 29- d
- 30- ???
- 31- b
- 32- b
- 33- c
- 34- e
- 35- c
- 36- c
- 37- e
- 38- d
- 39- c
- 40

**which of the following is not characteristic for taenia solium:
retractile rostellum

**antacids are:

- a. safe drugs
 - b. short relief of pain
 - c. given after (or before) a meal
- have no idea about the answer
--ka2enno safe drugs is the right answer

**which of the following statements is wrong related to hepatitis A:
symptoms are due to infection itself and not due to inflammatory reactions (at least that's
what got from that choice)

**which is wrong about mumps:
brief salivary dissemination
--so2al el mumps gwabo el parotid involvement "it is not primary"..

**which of the following is not related to the parotid bed:
medial pterygoid
posterior belly of digastric

**which is wrong about the parotid duct
1 finger breadth above the zygomatic arch

physio:

1-wt is wrong about contractions of small intestine?..(increase velocity of chyme increases
absorption)
2-wt is wrong regarding bile salts "or acids".?(all bile acids r lost once released into duodenum)
3-RQ is lowest when?(3rd week of starvation) i think mesh akeed
4-about metabolic rate wt is wrong?..cold decreases it
5-wt is wrong about leptin?...leptin affect hypothalamic centers to increase food intake
6-all increase gastric emptying except? presence of fat in duodenum
7-all control blood flow to GI except?...cells of cagal
8-wt is wrong about mass contraction?...i dont know bs ya ema ENS control it or gastric
distension reduces mass contraction
9-wt inhibit HCL secretion?...stimulation of somatostatin cells
10-about absorption of vitamins wt is wrong?...ya ema 2 are correct or only vit A is absorbed
by facilitated diffusion
11-enterokinase affect absorption of wt thing indirectly?amino acids
12-wt is true regarding proteolytic enzymes of pancreas?are secreted in an inactive form
13-wt is the final step in carbs digestion? brush border enzymes
14-if lipase is inhibited wt will be increased? fat in stool
15-absorption of wt is not affected by active transport of NA @ basolateral
membrane?fructose
i will put the rest 2night enshalla...i put the answers that i think enha sa7..mesh akeed

**which of the following is not characteristic for taenia solium:
retractile rostellum

**antacids are:

a. safe drugs
b. short relief of pain
c. given after (or before) a meal
have no idea about the answer
--ka2enno safe drugs is the right answer

**which of the following statements is wrong related to hepatitis A:
symptoms are due to infection itself and not due to inflammatory reactions (at least that's what got from that choice)

**which is wrong about mumps:
brief salivary dissemination
--so2al el mumps gwabo el parotid involvement "it is not primary" ..

**which of the following is not related to the parotid bed:
medial pterygoid
posterior belly of digastric

**which is wrong about the parotid duct
1 finger breadth above the zygomatic arch

physio:

1-wt is wrong about contractions of small intestine?..(increase velocity of chyme increases absorption)
2-wt is wrong regarding bile salts "or acids".?(all bile acids r lost once released into duodenum)
3-RQ is lowest when?(3rd week of starvation) i think mesh akeed
4-about metabolic rate wt is wrong?..cold decreases it
5-wt is wrong about leptin?...leptin affect hypothalamic centers to increase food intake
6-all increase gastric emptying except? presence of fat in duodenum
7-all control blood flow to GI except?...cells of cagal
8-wt is wrong about mass contraction?...i dont know bs ya ema ENS control it or gastric distension reduces mass contraction
9-wt inhibit HCL secretion?...stimulation of somatostatin cells
10-about absorption of vitamins wt is wrong?..ya ema 2 are correct or only vit A is absorbed by facilitated diffusion
11-enterokinase affect absorption of wt thing indirectly?amino acids
12-wt is true regarding proteolytic enzymes of pancreas?are secreted in an inactive form
13-wt is the final step in carbs digestion? brush border enzymes
14-if lipase is inhibited wt will be increased? fat in stool
15-absorption of wt is not affected by active transport of NA @ basolateral membrane?fructose
i will put the rest 2night enshalla...i put the answers that i think enha sa7..mesh akeed

MEDfamily MEDfamily MEDfamily MEDfami

GI anatomy and histology mid questions

1. all pertaining to the parotid duct is true except:

- a. one finger breadth above the zygomatic arch
- b. opens in the oral cavity at the level of the upper second molar
- c. crosses over the masseter and pierces the buccinator muscle

answer: a

2. between the hypoglossus and mylohyoid, all correct except:

- a. submandibular ganglia
- b. submandibular duct
- c. hypoglossal nerve
- d. deep part of submandibular gland
- e. lingual artery

answer: e

3. all of the following related to the epiploic foramina except:

- a. common bile duct
- b. inferior vena cava
- c. duodenum
- d. portal vein
- e. quadrate lobe

answer: e (because it's related to caudate lobe)

4. about the histology of the stomach, all are correct except:

- a. parietal cells found mainly in the upper part of the gastric gland
- b. submucosa contains no glands
- c. numerous microvilli account for the brush border of the surface of the epithelial cells
- d. gastric beds in the body are narrow and shallow
- e. chief cells are absent (or few, both are correct) in the pyloric region

answer: c

5. space of disse, all are correct except:

- a. it intervenes between the hepatocytes and the sinusoidal lining cells
- b. it houses the microvilli of the hepatocytes
- c. contains ito cells
- d. supported by reticular fibers
- e. contains kuppfer cells

answer: e (kuppfer cells are between the endothelial cells and not in disse space)

6. Meckel's diverticulum:

Not true:

- a. represents the remains of the vitelline duct
- b. occurs in 2% of subjects
- c. it lies 2 inches from the iliocecal junction
- d. the lining mucosa may contain acid secreting cells
- e. its pain may be confused with pain from appendicitis

answer: c

7. parotid bed, all are related except:

- a. posterior belly of digastric
- b. last 4 cranial nerves
- c. internal jugular vein
- d. internal carotid artery
- e. medial pterygoid muscle

answer: e

8. crypts of lieberkuhn in the small intestine are characterized by all of the following except:

- a. it is simple tubular gland
- b. it has striated border
- c. lined by simple columnar epithelium
- d. contains paneth cells at the base
- e. they open into intervillus spaces

answer: b

9. the palatine tonsils:

- a. lies in the tonsilar sinus
- b. has sensory innervation from the lesser palatine and glossopharyngeal nerves
- c. has lymphatic drainage to the jugulodigastric lymph nodes
- d. the source of bleeding after tonsillectomy is usually the arterial blood supply
- e. recieves blood supply from tonsilar branch of facial artery

answer: d (venous drainage not arterial supply in case you don't know)

10. malignant tumor of the parotid gland damages the branches of the facial nerve. all of the following test would be helpful in the diagnosis of the facial nerve except:

- a. blowing of air
- b. whisteling
- c. closure of the eye
- d. asking the patient to show his teeth
- e. asking the patient to clenched his teeth firmly

answer: e

11. submandibular gland; all of the following statements are correct except:

- a. lies the in the digastric triangle overlapping the boundaries
- b. seperated from the parotid gland by the stylomandibular ligament
- c. recieves parasympathatic innervation from the facial nerve
- d. seperated from the submandibular fossa by myelohyoid nerve and vessels
- e. groove is related posteriorly by lingual artery

answer : e (by facial artery)

12. anterior abdominal wall, all correct except:

- a. neurovascular plexus lies deep to internal oblique muscles
- b. the superior and inferior epigastric vessels are in the rectus sheath
- c. the internal oblique muscle forms part of the anterior wall of inguinal canal
- d. the tendinous intersection of rectus abdominis are attached to the posterior wall
- e. in males, the ilioinguinal nerves enter the inguinal canal

answer: d (anterior not posterior, epigastric vessels seperate rectus from posterior wall)

13. stomach, all correct except:

- a. parietal cells show intracellular canaliculi during their activity
- b. cut of the nerves of latorjet does not impair emptying of the stomach
- c. blood supply are through the brances of celiac trunk only
- d. lesser sac lies between the stomach and pancreas
- e. parietal cells are few in pyloric region

answer: b

14. bleeding of the posterior wall of the first part of duodenum affects

answer: gastroduodenal artery

15. peritoneal spaces, all correct except:

- a. right lateral paracolic gutter reaches up to the right subphrenic space
- b. phrenicocolic ligament intervenes between left lateral paracolic gutter and left subphrenic space

- c. right medial paracolic gutter doesn't reach down to the pelvis
 - d. lesser sac the considered the left posterior subphrenic space
 - e. ligament of treitz connects the duodeno jejunal junction with left crus of diaphragm
- answer: e

16. duodenum, all correct except:
- a. is retro peritoneal except the first and last inches
 - b. first part forms inferior boundary of epiploic foramina
 - c. second part lies in front of the hilum of the right kidney
 - d. third part part is crossed anteriorly by inferior mesenteric vessels
 - e. submucosa contains bruner's glands
- answer: d

17. appendix, all correct except:
- a. it's a derivative of the midgut
 - b. opens into posteromedial aspect of the cecum
 - c. lamina propria is rich in lymphatic nodule and crypts of lieberkuhn
 - d. it's base corresponds to McBurney's point
 - e. blood supply from anterior cecal artery through the appendicular artery
- answer: e

18. the pancreas, all correct except:
- a. the anterior and inferior surfaces are covered by peritoneum
 - b. the splenic vein runs behind it
 - c. lies anterior to the left kidney and suprarenal
 - d. transverse mesocolon attached to the posterior border
- answer: d (to the anterior aka: inferior)

19. liver, all correct except:
- a. tributaries of the hepatic vein are found on the center of the hepatic lobes
 - b. caudate lobe drains into the right hepatic branch
 - c. liver can reach up to the left intercostal space
 - d. ligature of the structures in the free edge of the lesser omentum prevents liver bleeding
 - e. hepatocyte do not come into contact with blood sinusoids
- answer: b

20. direct inguinal hernia, all correct except:
- a. hernial sac lies medial to the inferior epigastric artery
 - b. common in the old
 - c. usually bilateral
 - d. the hernial sac never reaches the scrotum
 - e. in superficial inguinal ring test you feel impulse on the tip of your index
- answer: e

SOME IMPORTANT NOTES:

1. all of these questions were by coincidence mentioned in lectures and labs too!!
2. the ones who attended answered all of the question, the ones who didn't might have no idea about it
3. the ones who attended the histology lab (thursday, may 7, 2009) saw the slides, seeing them helps in the exam (saturday, may 2, 2009)

MEDfamily MEDfamily MEDfamily MEDfamily
MEDfamily MEDfamily MEDfamily MEDfamily
MEDfamily MEDfamily MEDfamily MEDfamily

d-norovirus has more than one mode of transmission
e-adenovirus result in sporadic cases.

38- about hymenolepis nana, which is wrong:

- a- dwarf tapeworm ✓
- b- have intermediate host ***
- c- eggs have 2 membranes ✓
- c- eggs have polar filaments ✓
- d- release oncosphere ✓

39- about clostridium difficile, which is wrong:

- a- aerobic spore forming bacilli ***
- b- nosocomial infection
- c- pseudomembranous colitis
- d- found in 5-20% of population
- e-

40- about campylobacter jejuni

- a- lives in 42 c
- b-
- c- cause sepsis and arthritis
- d- a and b
- e- a, b, and c

41- about swallowing, all true except:

- a- composed of voluntary and involuntary phases.
- b- primary peristalsis is initiated at the pharynx
- c- secondary peristalsis is initiated in the esophagus by remnant of food in the esophagus.
- d- preceded by relaxation wave to open the lower esophageal sphincter.
- e- closure of epiglottis is voluntary ***

42- a question about pepsin (wrong statement):


- a) pepsin is activated by low PH

43- which of the following produce the highest metabolic rate:

- a- sleep
- b- hypothyroidism.
- c- basal state.
- d- fever ***
- e- Malnutrition

44- which of the following is true about protein digestion:

- a- digestion of protein is initiated at the mouth.



The University of Jordan

- b-pepsin is secreted in active form.
- c-pepsin is inactivated in duodenum by enterokinases.
- d- digestion is continued by brush border enzymes, and intracellular enzymes. ***
- e- more than one of the above

- 45- about pancreatic secretion, all true except:
- a-CCK increase enzymatic production.
 - b- HCO₃ and water production is increases by secretin
 - c- controlled by parasympathatic system.
 - d-effected by blood flow to pancreas.
 - e-decrease HCO₃ concentration during active secretion. ***

- 46- about enterohemorrhagic E.coli (whats wrong)
- a- common in jordan
 - b-produce vero toxins
 - c- found in intestine of cows.

- 47- which of the following is wrong about typhoidal salmonella :
- a-incubation period is 1-3 days *** (weeks)
 - b- widal test is used for diagnosis
 - c-carrier have the organism in their gallbladder

- 48- which of the following produce neurotoxins:
- a- s.dysentery ***

- 49- most viral hepatitis with fulminant liver failar → HDV
 50- anal canal----lower part develops in the 9th week

- 51- the liver develops from all of the following EXCEPT:
- a. endoderm of the gut.
 - b. umbalical vein sinuses.
 - c. cardinal sinuses.***
 - d. vitelline artery sinuses.
 - e. septum transversum.

- 52- in imperforate anus, it's associated with rectovesical fistula, the common cause is:
- a. abscene of allantois.
 - b. dilatation of the hindgut.
 - c. failure in proctoderm depression.
 - d. defect in the urorectal septum.

- 53- all of the following happen during the rotaion of the stomach except:
- a. the right part becomes posterior.
 - b. the ventral mesogastrum gives omental bursa ***

- c. the posterior surface grows to be the greater curvature.
- d. left vagus supplies the anterior part.
- e. the proximal and distal ends come approximate to each other.

54- all of these concerning salmonella are true except:

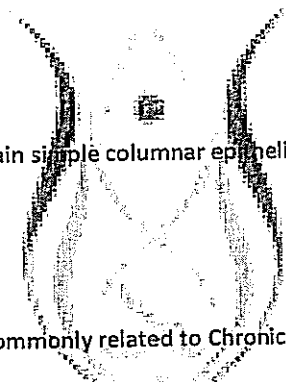
- a) it's incubation period is 1-3 days ***
- b) cause meningitis
- c) mostly infect human by water contamination
- d) the carrier associated with gall bladder infection
- e) widel test is used...

55- In pervaginal examination we can palp all of the following except:

- a- sigmoid colon
- b- seminal vesicle ***
- c- ureter
- d- perineal body
- e- urinary bladder.

56- all these parts of the GI contain simple columnar epithelium & goblet cells except :

- a- stomach ***
- b- appendix
- c- large intestines
- d- Ilium and Jejinum.



57- The type of Hepatitis most commonly related to Chronicity is : HCV

58- Ground-glass appearance of Hepatocytes is seen in : HBV

59- Drug induced liver diseases are mostly caused by : acetaminophen

60- All of the following regarding the digestive system is true except :

- a- 2 muscles
- b- 2 epigastric arteries
- c- Lower intercostals nerves
- d- Ilioinguinal and iliohypogastric nerves ***
- e- Tendenious intersections

61- an injury to the ilio-inguinal nerve , might be associated with one of these types of hernia

- a- direct hernia ***
- b- indirect hernia
- c- lumber hernia
- d- internal hernia
- e- incisional hernia